



INSTRUCTORS INTRODUCTION AND OVERVIEW

Livelink Skills Hub is an advanced yet user friendly Learning Management System (LMS) platform with the software application designed to facilitate the administration, documentation, tracking, reporting, and delivery of educational courses or training programs globally.

Here's a brief overview of how its tutorial.livelink.co.ke site typically works:

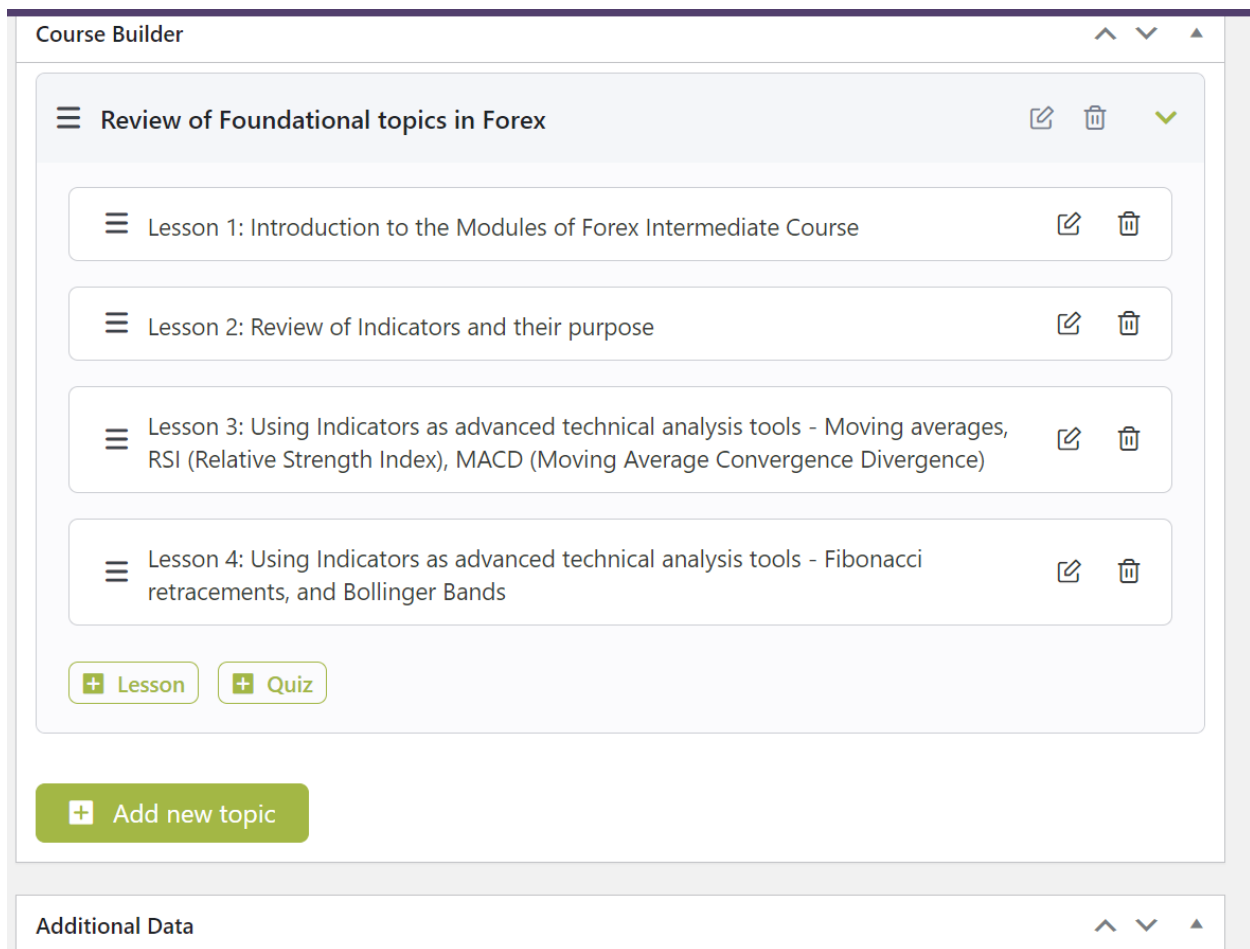
1. **User Management:** The system has administrators to manage users, including learners and instructors. The management runs tasks such as creating accounts, assigning roles and permissions, and organizing users into groups or classes for the numerous courses offered.
2. **Course Creation and Management:** Instructors can create courses within the platform by uploading course materials such as documents, presentations, videos, and quizzes. They can organize these materials into modules or lessons and set prerequisites or completion criteria for learners.
3. **Content Delivery:** Once courses are created, learners can register and own personal dashboards that access the purchased courses through the Livelink system. They can view course materials, participate in activities such as quizzes or discussions, and submit assignments or assessments.
4. **Tracking and Reporting:** The Livelink system tracks learner progress and performance throughout the course. It records data such as course completion status, quiz scores, and participation metrics. Instructors can generate reports to analyze learner performance and engagement.
5. **Communication and Collaboration:** The system also includes communication tools such as messaging systems, discussion forums, and chat features. These tools facilitate interaction between learners and instructors, as well as collaboration among learners in group projects or discussions.

6. **Assessment and Feedback:** Instructors can create assessments such as quizzes, tests, or assignments within the Livelink System. Learners complete these assessments online, and the system automatically grades them. Instructors can provide feedback and grades to learners through the Learning Management System.

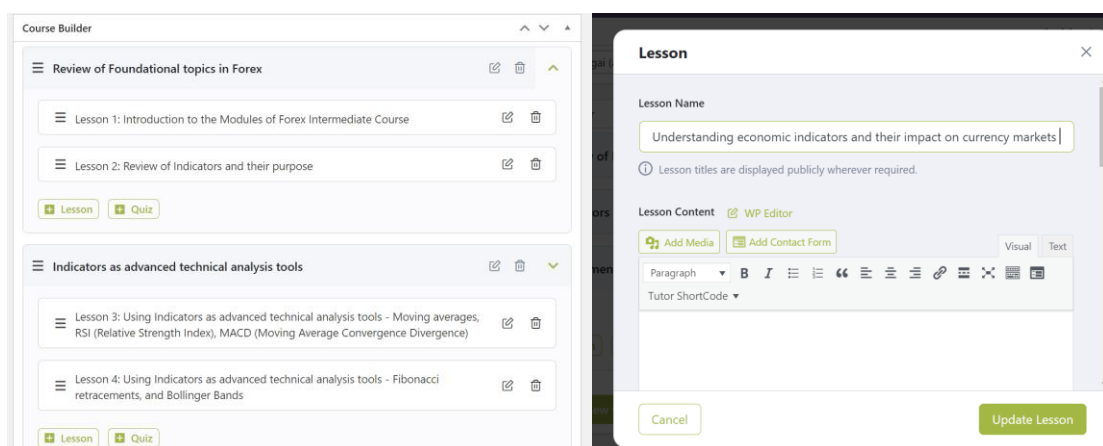
Overall, the Livelink system streamlines the process of delivering, managing, and tracking educational content and activities in both academic and corporate settings.

The screenshot displays the 'Edit Course' interface in the Livelink system. At the top, there is a header bar with 'Edit Course' and an 'Add New' button. Below this, a green notification bar states 'Course updated. [View course](#)'. The main content area features a text input field containing 'Forex trading Intermediary Course'. Below the field, the permalink is shown as 'https://tutorial.livelink.co.ke/courses/forex-trading-intermediary-course/' with an 'Edit' button. To the left of the main text area are two buttons: 'Add Media' and 'Add Contact Form'. To the right are 'Visual' and 'Text' tabs. A rich text editor toolbar is visible, including options for Paragraph, Bold, Italic, Bulleted List, Numbered List, Quote, Indent, Outdent, Link, Unlink, Table, and Table of Contents. The editor contains the following text: 'Welcome to the Intermediate Forex Trading Course! In this module, we'll build upon your foundational knowledge to delve deeper into advanced concepts and strategies in the foreign exchange market.' This is followed by two numbered sections: '1. Review of Basics:' with a bullet point '- Quick recap of essential Forex concepts, including currency pairs, market structure, and trading mechanics.', and '2. Advanced Technical Analysis:' with a bullet point '- Dive deeper into technical analysis tools, such as advanced chart patterns, Fibonacci retracements, and oscillators.'

[Picture above showing how Courses are added.](#)



Picture above showing how Topics and lessons are added.



Picture above showing how more lessons and Quizes in a Topic that's in a course are added.

Picture below showing how Instructors and their courses are added.

Instructor

+ Add New

All (1)

Approve (1)

Pending (0)

Block (0)

Bulk Action

▼

Apply

Course

Sort By

Date

Search

Reset

All Courses

▼

DESC

▼

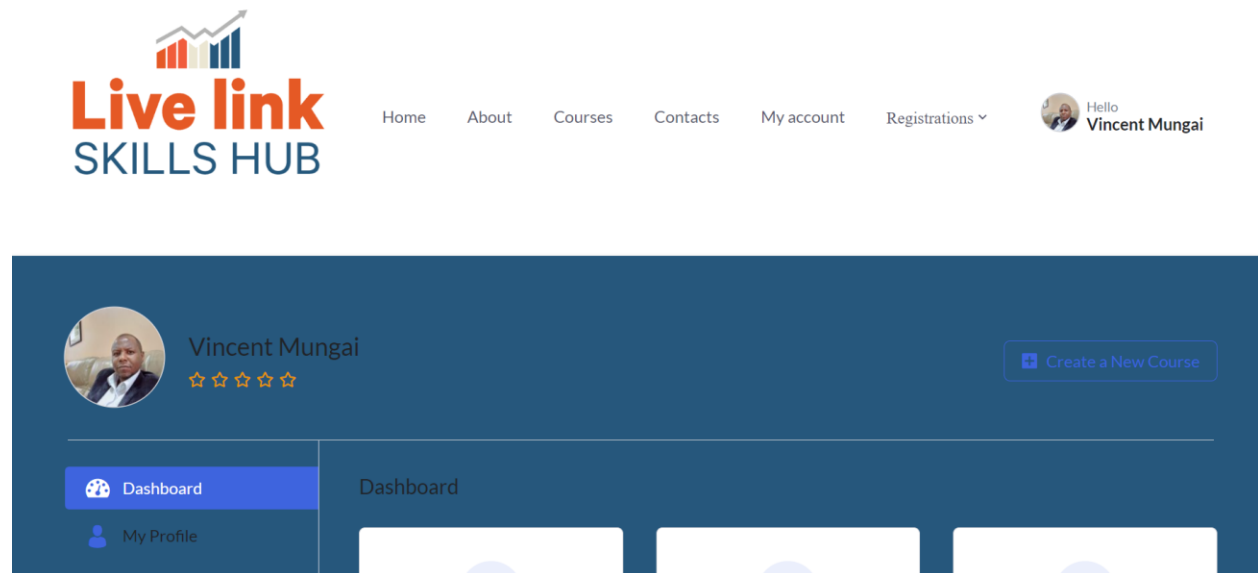
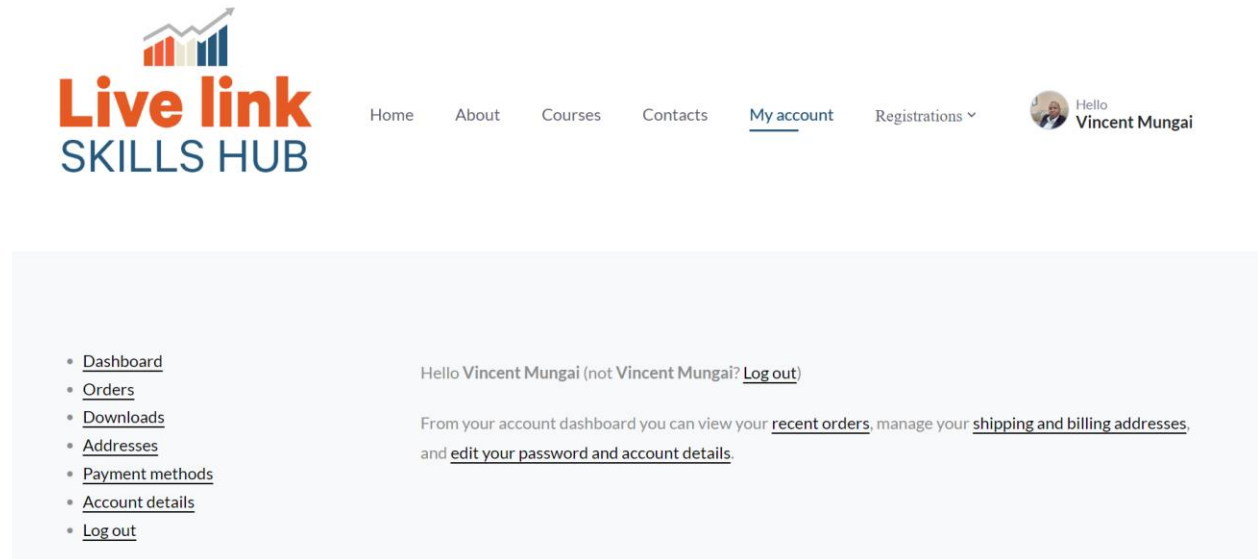
MMMM d, yyyy

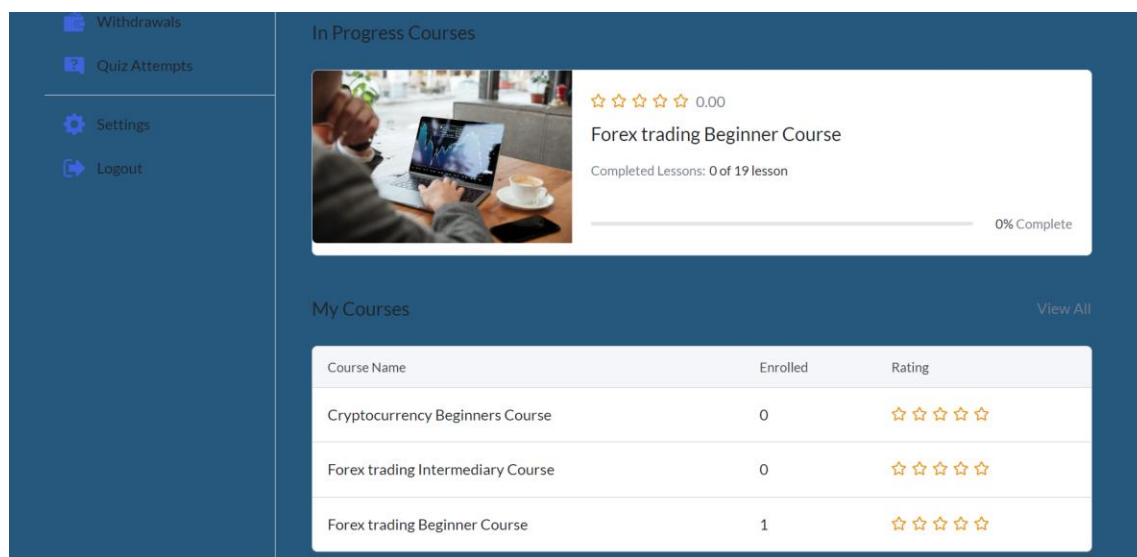
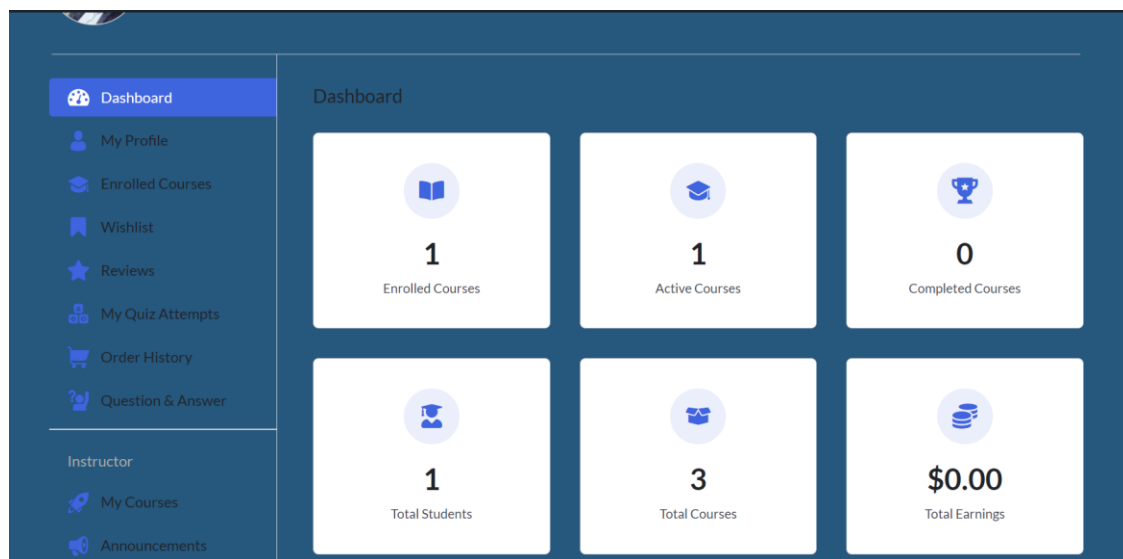
Search...

<input type="checkbox"/>	Name	Email	Total Courses	Commission Rate	Status
<input type="checkbox"/>	<div><div></div><div>Vincent Mungai</div></div>	<div><div></div><div>admin@tutorial.livelink.co.ke</div></div>	3	75%	<div>Approved</div> <div>Edit</div>

<input type="checkbox"/>	Title	Categories	Author	Price	Date		
<input type="checkbox"/>	<div><div></div><div>Cryptocurrency Beginners Course</div><div>Topic: Lesson: Quiz: Assignment: 7 1 0 0</div></div>	<div>Cryptocurrency Trading</div>	<div><div></div><div>Vincent Mungai</div></div>	<div>\$155.00 \$120.00</div>	<div>February 13, 2024 3:00 pm</div>	<div>Publish</div>	<div>View Course</div>
<input type="checkbox"/>	<div><div></div><div>Forex trading Intermediary Course</div><div>Topic: Lesson: Quiz: Assignment: 10 12 0 0</div></div>	<div>...</div>	<div><div></div><div>Vincent Mungai</div></div>	<div>\$150.00 \$125.00</div>	<div>February 9, 2024 6:23 pm</div>	<div>Publish</div>	<div>View Course</div>
<input type="checkbox"/>	<div><div></div><div>Forex trading Beginner Course</div><div>Topic: Lesson: Quiz: Assignment: 13 18 1 0</div></div>	<div>Forex Trading</div>	<div><div></div><div>Vincent Mungai</div></div>	<div>\$125.00 \$100.00</div>	<div>February 3, 2024 4:41 pm</div>	<div>Publish</div>	<div>View Course</div>

Picture Below show how approved instructors have their dashboard to view the performance their courses while the system automatically does the rest.





Prospective Instructors are therefore advised to log into www.tutorial.livelink.co.ke and register to have an active account. They then apply to be an instructor right there and begin to arrange their material ready for upload once an approval of their course is done. To be approved one needs to email admin@livelink.co.ke give your contacts, overview of intended course and a onetime \$20 payment. You should also mention how you would prefer your payments remitted to you in the future (Bank transfer, Mpesa or Paypal)

After approval you can log in to the platform and begin to arrange the courses and material for your students. The system remits 75% of all the payments of students enrolled in your courses to you while 15% goes to administrative and 10% to advertising costs.

We look forward to great enriching courses from you that will uplift others as you make good passive, minimal effort or ongoing involvement income!

Kind regards,

Vincent M

Admin

Livelink Group.